









## Draft City Development Best Council Plan Performance Summary Year End 2014/15

No.	Objective	Priority	Deliverable	Success Measure (* = cumulative)	2014/15 Target	2014/15 Result	
1	<b>Supporting Communities and Tackling Poverty (Objective 1)</b>	Supporting Healthy Lifestyles and getting people active	Percentage of adult population (16+) active for 30 mins once per week		39.9%	<b>39.5%</b> 	
2		Helping people out of financial hardship and into jobs	Support residents into jobs	Number of people into jobs*	3,500*	<b>4,630*</b> 	
3	<b>Promoting Sustainable and Inclusive Growth (Objective 2)</b>	Meeting the skills needs of business to support growth	Number of people supported to improve skills*		15,750*	<b>16,956*</b> 	
4		Boosting the local economy	Growth in business rates (NNDR)* <small>(Reported as cumulative growth between 2013/14 and 2016/17)</small>		Increasing Growth	<b>1.19%* growth</b> 	
5		Maximising housing growth to meet the needs of the city in line with the Core Strategy	Achieve the housing growth target* <small>(New Homes, Conversions, Extra Care Housing and Empty Properties Returned to Use)</small>		3,660* Homes	<b>2,226* homes</b> 	
6		Providing a good and efficient transport and digital infrastructure	Reduce the number of people Killed or Seriously Injured on the city's roads	The number of people Killed or Seriously Injured* <small>(Results reported quarterly using calendar year quarters 3 months in arrears)</small>		<= 272*	<b>336*</b> <small>(Jan - Dec 2014)</small> 
7			Maintain the condition of the city's roads and structures	Percentage of A roads where structural maintenance should be considered		4%	<b>3%</b> 
8	Maximising the impact of our cultural infrastructure	Overall satisfaction with cultural provision in Leeds		>72.1% <small>(2013/14)</small>	<b>84.4%</b> 		
9	<b>Becoming a More Efficient and Enterprising Council (Objective 6)</b>	Improve how we're organised and make the best use of our assets	Capital receipts / £ from disposals in year*		£13m*	<b>£17.34m*</b> 